

# SLS



## Element®

LOW MAINTENANCE VRLA LOCOMOTIVE STARTING BATTERY

### Reduces Improper Maintenance

- No Cell Watering
- No Specific Gravity Checks
- No Acid Equalization

### Utilizes Absolyte Technology

- Large Cranking Capacity for Multiple Daily Starts
- Ample Reserved Capacity to Keep Ancillary Equipment Powered
- More Power Than Conventional Flooded Styles Over a Wide Temperature Range

### Improves Safety

- No Acid Spills
- Virtually No Gassing

### Fully Recyclable to Global Standards



## Element SLS Product Family

### Applications

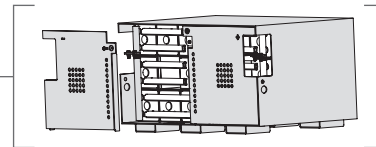
High HP Locomotives

High HP Locomotives  
with Limited Battery Box Space

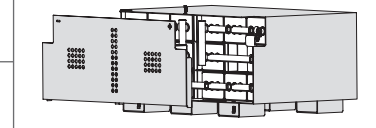
Medium to Small HP or  
Air Start Locomotives with Top Cable Access

Medium to Small HP or  
Air Start Locomotives with Side Cable Access

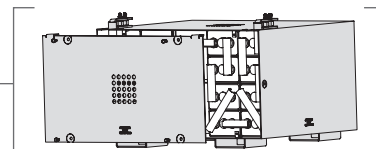
### Product



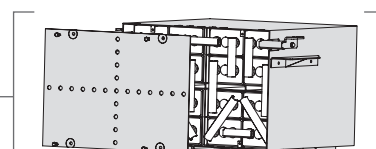
SLS-710



SLS-520



SLS-500E



SLS-500

FOR SALES AND SERVICE IN THE UNITED STATES AND  
CANADA, CALL 1-800-GNB-RAIL (1-800-462-7245)

**GNB**  
INDUSTRIAL POWER

# Specifications

## Performance

Unit Type	Cells Per Unit	Plates Per Cell	Operating Temperature	AmpHr Capacities		Discharge Rates		Unit Dimensions						Approx Weight per Unit	
				1.310 Specific Gravity to 1.70 VPC Avg.	8 Hour Rate	1 Min. Rate	5 Sec. Rate	Length		Width		Height			
						In.	mm	In.	mm	In.	mm	Lbs.	Kg.		
SLS-710	16	19	77°F	710	3200	3800	40.9	1038	24.6	625	20.9	530	1950	885	
			32°F	550	2300	2800									
SLS-520	16	13	77°F	520	2140	2555	40.75	1033	24.47	621	17.18	436	1460	664	
			32°F	400	1690	2000									
SLS-500	16	11	77°F	500	1760	2220	33.65	855	26.87	683	20.0	508	1349	612	
			32°F	386	1445	1835									
SLS-500E	16	11	77°F	500	1760	2220	32.0	813	27.0	686	21.5	546	1339	607	
			32°F	386	1445	1835									

## Key Features

- Cell Container and Cover: Polypropylene
- Positive Plate: Patented Lead-Calcium-Tin-Silver Grid Alloy
- Negative Plate: Lead-Calcium Grid Alloy
- Tray: Steel Tray with Removable Front Access
- Separators: Spun Glass, Microporous Matrix
- Safety Vent: 3-10 PSI Opening Pressure, Self-resealing
- Terminals: Solid Copper Insert

## Make Your Locomotive Starting Battery a Smart Battery with

# PowerTrac™

## Battery Data Logger SP+ Series



### • Monitors and Logs Critical Battery Performance Data Including:

- Battery voltage, battery current, and temperature
- Charge and discharge Amp-Hours
- Charge and discharge events, including:
  - Event type (charge/discharge), and event number
  - Start time, and finish times
  - Start voltage and time stamp
  - Finish voltage and time stamp
  - Maximum current and time stamp
  - Event Amp-Hours charge/discharge
  - Total charge and discharge Amp-Hours since installation
  - Fault events (OV, OT, OC) and time stamp
  - Maximum temperature and time stamp

- Advanced Communications and User Interfaces
  - The PowerTrac SP incorporates advanced communications and user interfaces including an IR port, an optional RS-232 port, Windows GUI and Palm OS software interfaces.
- Tracks Battery Performance and Manages Fleets
  - With the on-board non-volatile memory, PowerTrac tracks battery performance over the life of the battery. A unique battery ID can be programmed to track individual battery performance as well as manage fleet operations.
- Schedules Maintenance Operations
  - The advanced user interface allows fleet managers to oversee and schedule maintenance operations as well as predict battery replacements.

**GNB Industrial Power**  
USA – Tel: 800.462.7245  
[www.gnb.com](http://www.gnb.com)

**GB3942 2013-02**

**GNB®**  
**INDUSTRIAL POWER**  
*A Division of Exide Technologies*